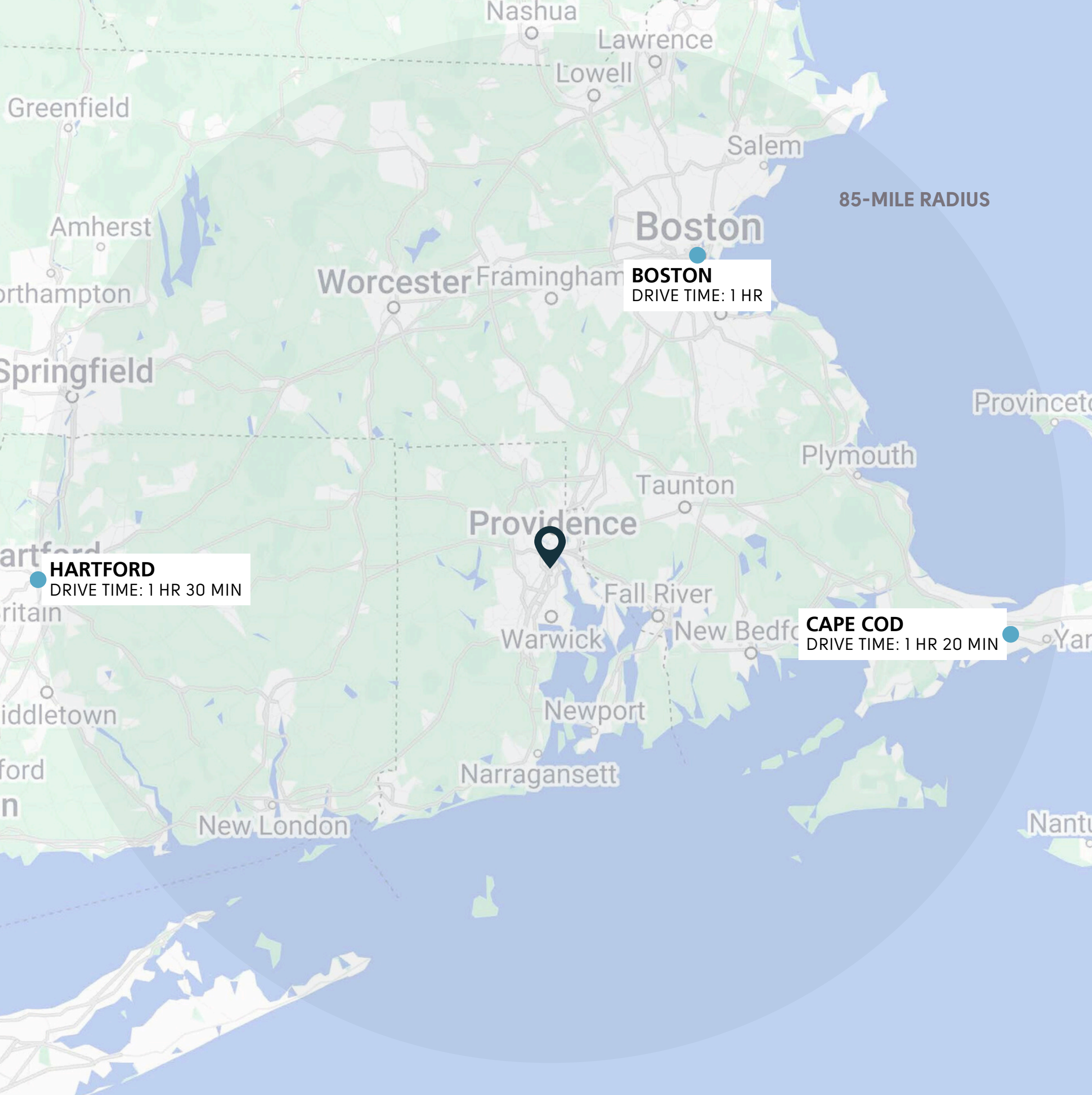


Providence Place

PROVIDENCE | RHODE ISLAND





NEW ENGLAND REGION

PROVIDENCE
MOST POPULOUS CITY
IN THE STATE OF RHODE ISLAND



PROVIDENCE HISTORIC, CREATIVE & CULINARY CAPITAL

Providence is one of the oldest cities in the New England region and serves as **Rhode Island's state capital**.

The Providence metro boasts the **largest population** in the state at **1.7M residents**.

Providence is **home to several higher education institutions**, including the Ivy League Brown University and Rhode Island School of Design.

In 2025, Providence earned **international recognition as a culinary hotspot**, securing a spot on **Eater's "Where to Eat in 2025"** list alongside 18 other global cities.

Providence is known as the **"Creative Capital" of New England** with a thriving arts community, historic architecture and cobblestone streets.

Flooded with rich historical heritage, Providence's College Hill District is a **National Historic Landmark**, showcasing well-preserved colonial architecture and significant sites of America's history.



 **28.4M**
ANNUAL TOURISTS CONTRIBUTING
\$8.3B IN ECONOMIC IMPACT

 **\$112B**
EACH YEAR IN GROSS DOMESTIC
PRODUCT



THE STATE HUB

1-MILE RADIUS EMPLOYEES
44,000+

1-MILE RADIUS HIGHER ED. STUDENTS
26,100+

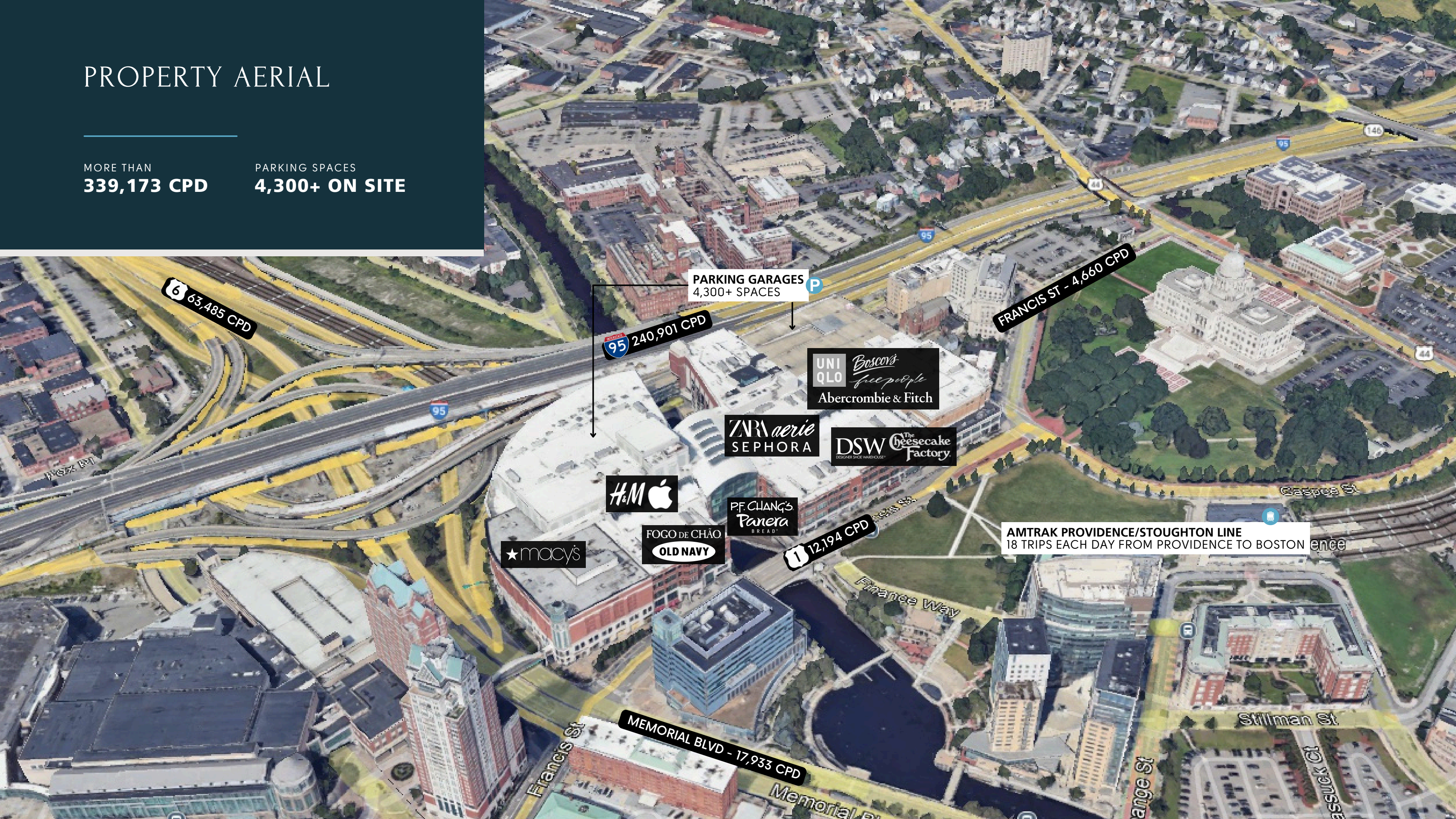
Nestled in the heart of downtown Providence, Providence Place **boasts an unmatched location** with prime visibility and convenience.

Surrounded by a bustling daytime population, major office centers, entertainment attractions and renowned institutions like Brown University, **Providence Place is the epicenter of this dynamic and thriving community.**

PROPERTY AERIAL

MORE THAN
339,173 CPD

PARKING SPACES
4,300+ ON SITE



6 63,485 CPD

PARKING GARAGES
4,300+ SPACES

95 240,901 CPD

FRANCIS ST - 4,660 CPD

UNI
QLO
Boscov's
free people
Abercrombie & Fitch

ZARA
aerie
SEPHORA

DSW
The Cheesecake
Factory

H&M
Apple

P.F. CHANG'S
Panera
BREAD

FOGO DE CHÃO
OLD NAVY

★macy's

1 12,194 CPD

AMTRAK PROVIDENCE/STOUGHTON LINE
18 TRIPS EACH DAY FROM PROVIDENCE TO BOSTON

MEMORIAL BLVD - 17,933 CPD

Stillman St

Francis St

Memorial Blvd

Orange St

Massachusetts St

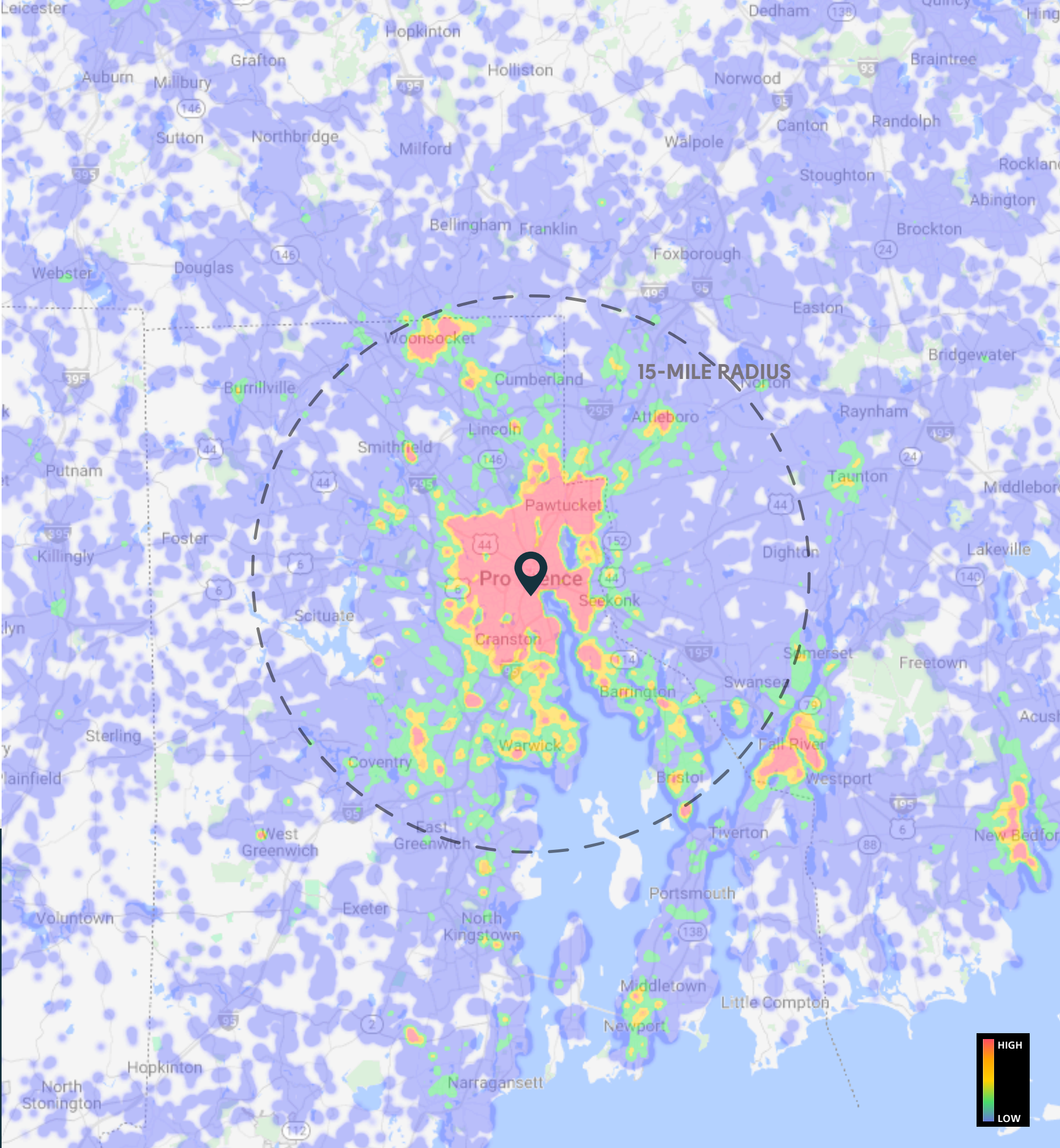
TRAFFIC DATA

Annual Visits	6.4M
YOY Visit Increase	2%
Annual Avg. Visit Frequency	3.4
Avg. Dwell Time	84 MINS

TRUE TRADE AREA DEMOGRAPHICS

Population	1.2M	Average HHI	\$95,778
Daytime Population	1.3M	HHI \$100K-\$150K	17%
Households	477,307	College Degree+	57%
Millennials	22%		
Gen X	18%		
Baby Boomers	22%		

WITHIN A 5 MILE RADIUS OF PROVIDENCE PLACE
MORE THAN 15,000 HOUSEHOLDS
EARN \$200K OR MORE IN ANNUAL HHI



CORE CUSTOMER INSIGHTS

SPENDING PATTERNS

Avg. Discretionary Income	\$50,485
Discretionary Income \$50K-\$75K	18%

PSYCHOGRAPHICS

Upper Suburban Diverse Families	16%
Upper-middle-class suburbanites working white-collar jobs from a range of ethnic backgrounds.	
Young Urban Singles	14%
Singles starting their career in trade and service jobs.	
Young Professionals	9%
Well-educated young professionals starting their careers in white-collar or technical jobs.	



5.6M OF OUR CUSTOMER VISITS ARE LOYAL MAKING PROVIDENCE PLACE THEIR GO-TO SHOPPING DESTINATION.





DOWNTOWN'S ULTIMATE DESTINATION

Providence Place is the **go-to destination** for shopping, dining and entertainment in the heart of downtown Providence. Its **prime location** near top attractions, universities, hotels and the train station makes it a **convenient and exciting spot to visit for locals and tourists alike**.

Whether you're browsing popular retailers or enjoying a delicious meal, **Providence Place offers something for everyone in this vibrant, city-center setting**.

UNI
QLO

SEPHORA

The
cheesecake Factory

DUNKIN'



Abercrombie & Fitch



SHOWCASE
CINEMAS

H&M

FOGO DE CHÃO

★macy's

BANANA REPUBLIC

ZARA

aerie

OLD NAVY

J.CREW
FACTORY

P.F. CHANG'S

PANDORA

Boscov's

LEVEL99



Panera
BREAD™

DSW
DESIGNER SHOE WAREHOUSE®

LUSH

NATIONAL LEASING

NIKKI COLUMBO
NCOLUMBO@CENTENNIALREC.COM
215.693.5624

JACLYN PALMERI
JPALMERI@CENTENNIALREC.COM
215.791.0220

ANCHORS & PADS

LINDSAY VETZNER
LVETZNER@CENTENNIALREC.COM
312.515.1487

**Providence
Place**

PROVIDENCEPLACE.COM

