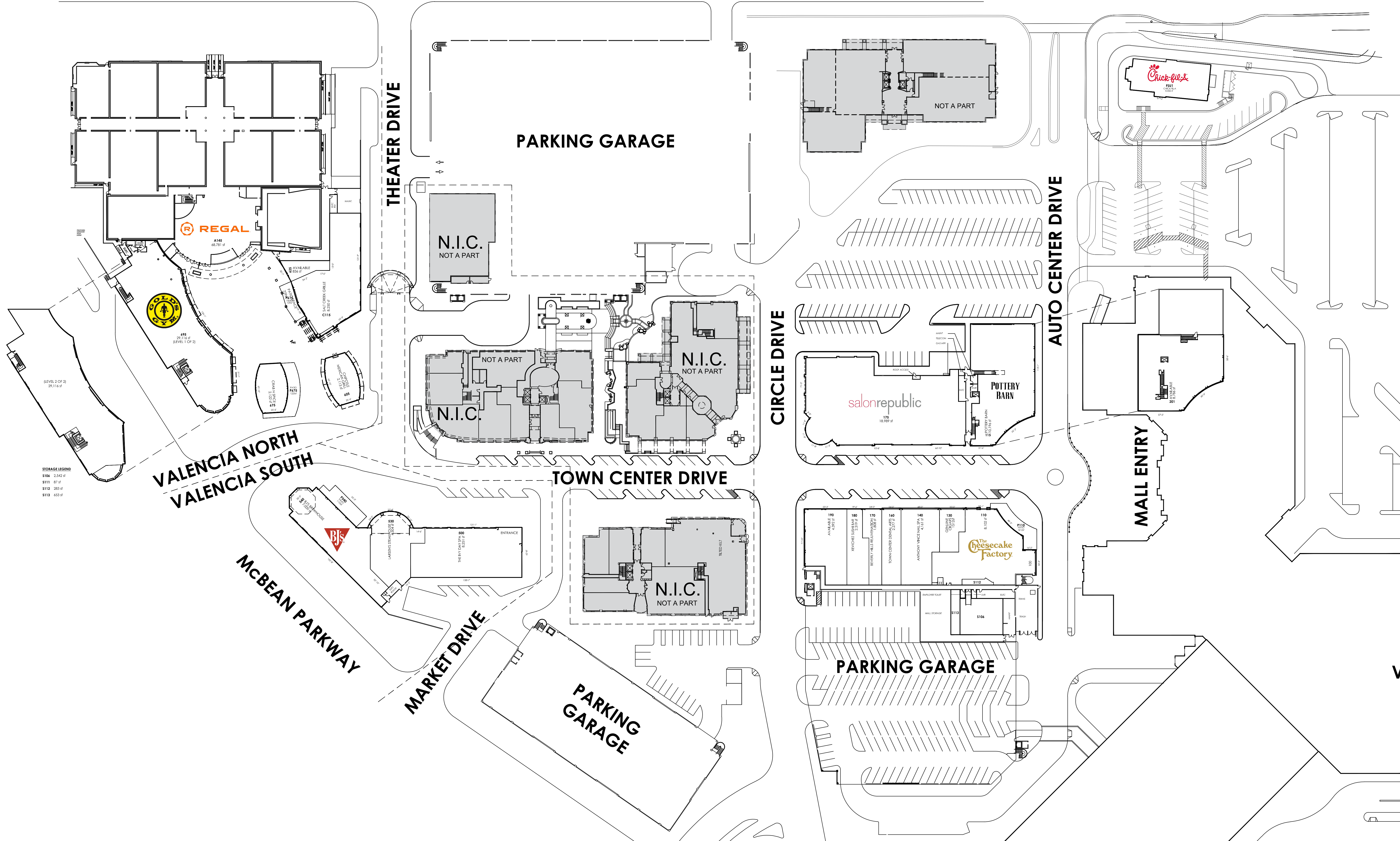


	<h1>VALENCIA TOWN CENTER</h1> <p>VALENCIA, CA</p>	<p>NOTE: This plan is intended for marketing purposes to show the locations and areas of proposed merchants. Information shown is subject to continued revisions. All dimensions shown are approximations and must be field verified by tenant's architect prior to commencement of drawings.</p>	<p>SITE PLAN</p> <p>Date: 2.17.25 Drawn By: JMF</p>
---	---	--	---

MAGIC MOUNTAIN PARKWAY



STORAGE LEGEND
 S104 2,242 SF
 S111 87 SF
 S112 283 SF
 S113 653 SF



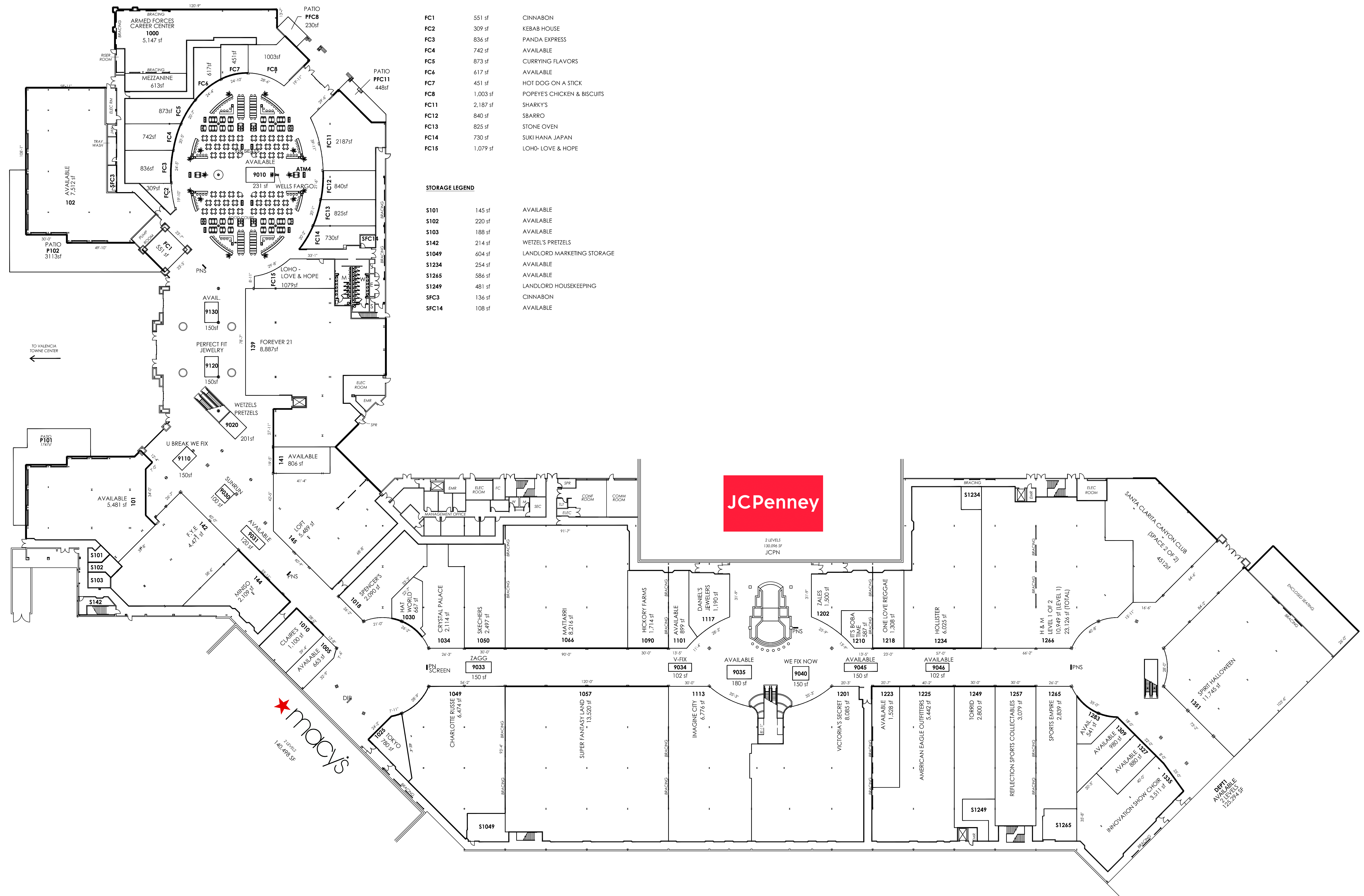
VALENCIA TOWN CENTER
 VALENCIA, CA

NOTE: This plan is intended for marketing purposes to show the locations and areas of proposed merchants. Information shown is subject to continued revisions. All dimensions shown are approximations and must be field verified by tenant's architect prior to commencement of drawings.

LEASE PLAN
 LEVEL 1

Date: 2.17.25

Drawn By: JMF



FOOD COURT LEGEND

FC1	551 sf	CINNABON
FC2	309 sf	KEBAB HOUSE
FC3	836 sf	PANDA EXPRESS
FC4	742 sf	AVAILABLE
FC5	873 sf	CURRYING FLAVORS
FC6	617 sf	AVAILABLE
FC7	451 sf	HOT DOG ON A STICK
FC8	1,003 sf	POPEYE'S CHICKEN & BISCUITS
FC11	2,187 sf	SHARKY'S
FC12	840 sf	SBARRO
FC13	825 sf	STONE OVEN
FC14	730 sf	SUKI HANA JAPAN
FC15	1,079 sf	LOHO-LOVE & HOPE

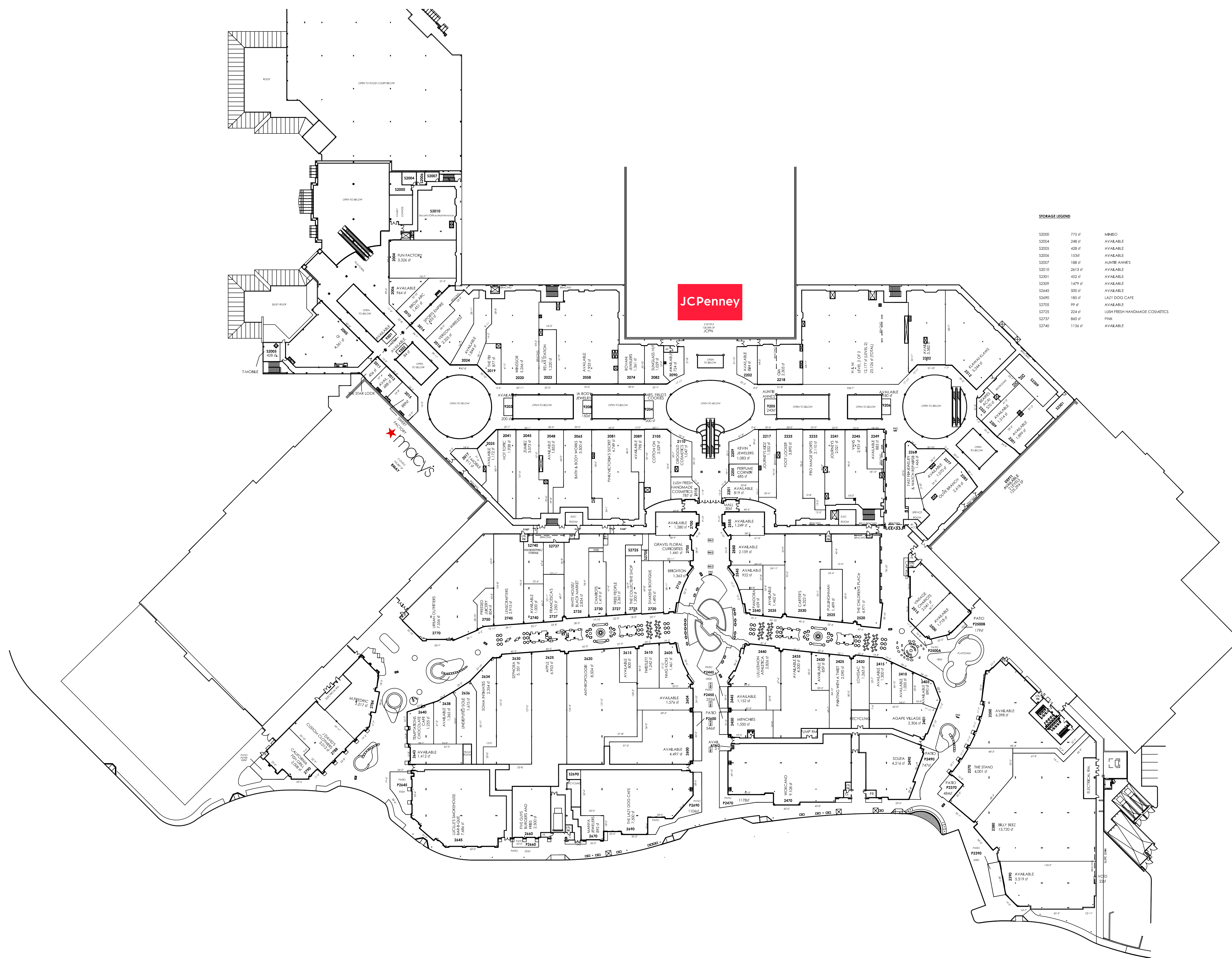
STORAGE LEGEND

S101	145 sf	AVAILABLE
S102	220 sf	AVAILABLE
S103	188 sf	AVAILABLE
S142	214 sf	WETZEL'S PRETZELS
S1049	604 sf	LANDLORD MARKETING STORAGE
S1234	254 sf	AVAILABLE
S1265	586 sf	AVAILABLE
S1249	481 sf	LANDLORD HOUSEKEEPING
SFC3	136 sf	CINNABON
SFC14	108 sf	AVAILABLE

JCPenney

macys

 <p>Centennial</p>	<h1 style="margin: 0;">VALENCIA TOWN CENTER</h1> <p style="margin: 0;">VALENCIA, CA</p>	<p>NOTE: This plan is intended for marketing purposes to show the locations and areas of proposed merchants. Information shown is subject to continued revisions. All dimensions shown are approximations and must be field verified by tenant's architect prior to commencement of drawings.</p>
<p>LEASE PLAN LEVEL 1</p>		<p>Date: 2.17.25 Drawn By: JMF</p>



STORAGE LEGEND

S2000	775 sf	MINI/O
S2004	248 sf	AVAILABLE
S2005	428 sf	AVAILABLE
S2006	153 sf	AVAILABLE
S2007	188 sf	AUNTIE ANNIES
S2010	2613 sf	AVAILABLE
S2301	452 sf	AVAILABLE
S2309	1479 sf	AVAILABLE
S2645	500 sf	AVAILABLE
S2690	185 sf	LAT DOGS CAFE
S2705	99 sf	AVAILABLE
S2725	224 sf	LUSH FRESH HANDMADE COSMETICS
S2737	860 sf	PINK
S2740	1136 sf	AVAILABLE



VALENCIA TOWN CENTER

VALENCIA, CA

NOTE: This plan is intended for marketing purposes to show the locations and areas of proposed merchants. Information shown is subject to continued revisions. All dimensions shown are approximations and must be field verified by tenant's architect prior to commencement of drawings.

LEASE PLAN LEVEL 2
 Date: 2.17.25
 Drawn By: JMF