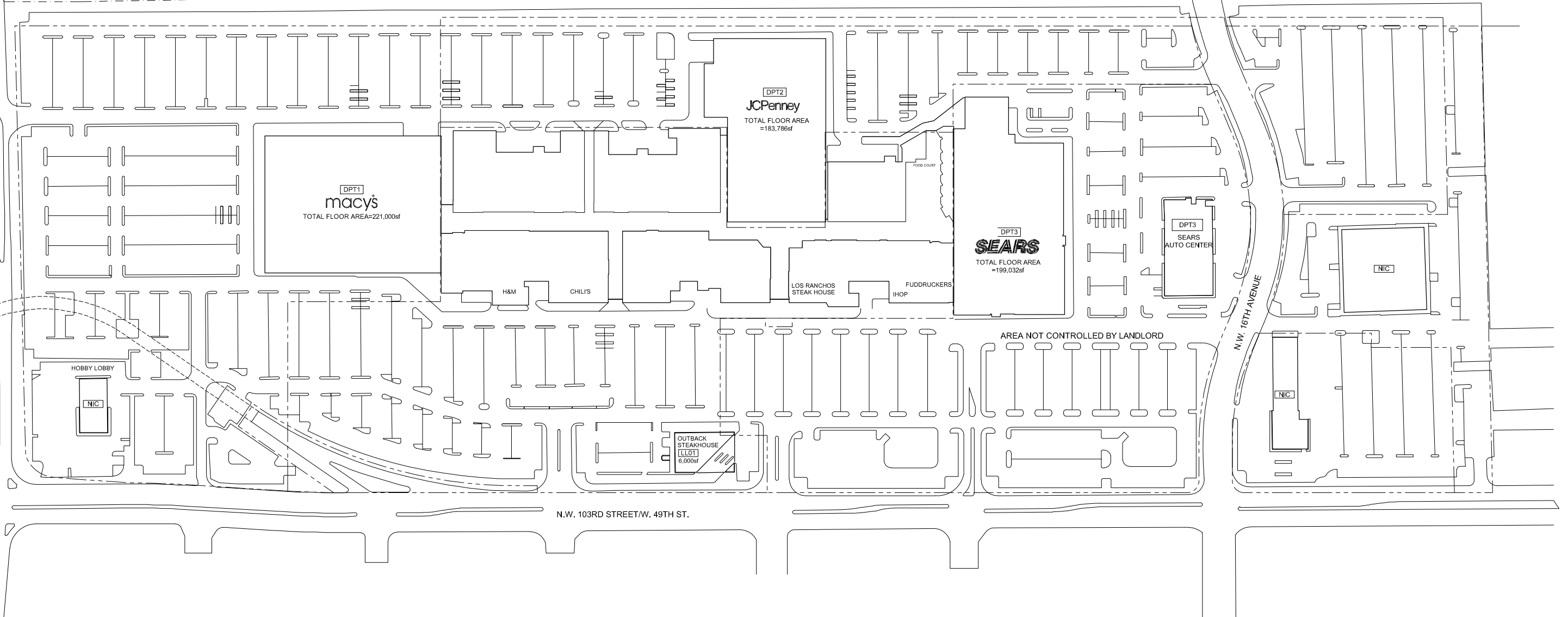


PALMETTO EXPRESSWAY - HWY 826

CANAL C7 EXTENSION



N.W. 103RD STREET/W. 49TH ST.

N.W. 16TH AVENUE




This drawing is diagrammatic and shows only approximate conditions, locations, quantities and proposed elements. The size, location, existence or identity of any element or specific occupant may be added, eliminated or modified at the sole and absolute discretion of the Landlord.

WESTLAND

11/15/21

Hialeah, FL



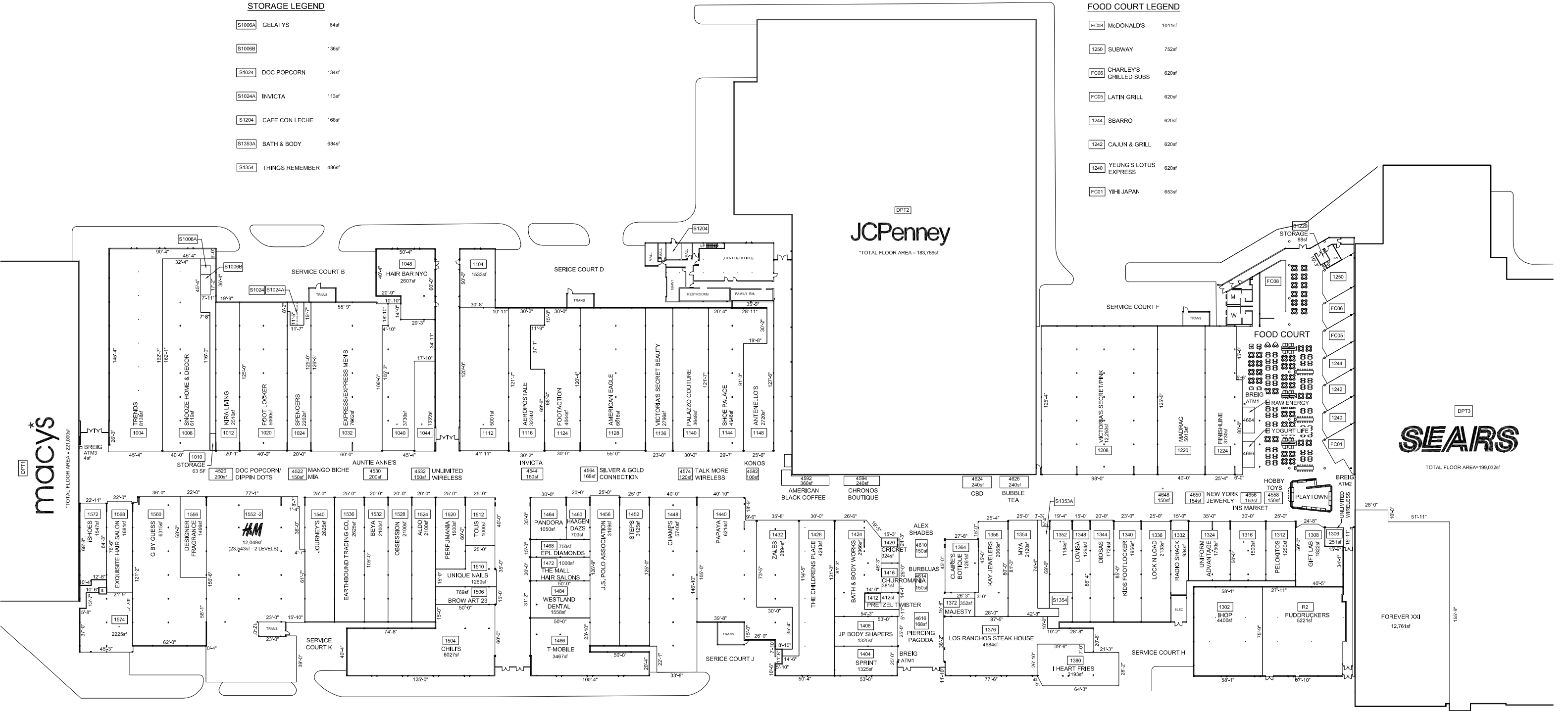
SITE PLAN

STORAGE LEGEND

S1006A	GELATYS	64sf
S1006B		136sf
S1024	DOC POPCORN	134sf
S1024A	INVICTA	113sf
S1204	CAFE CON LECHE	168sf
S1353A	BATH & BODY	684sf
S1354	THINGS REMEMBER	486sf

FOOD COURT LEGEND

FC08	McDONALD'S	1011sf
1250	SUBWAY	752sf
FC08	CHARLEY'S GRILLED SUBS	620sf
FC05	LATIN GRILL	620sf
1244	SBARRO	620sf
1242	CAJUN & GRILL	620sf
1240	YEUNG'S LOTUS EXPRESS	620sf
FC01	YIH JAPAN	653sf



macys

JCPenney
*TOTAL FLOOR AREA = 183,786sf

SEARS
TOTAL FLOOR AREA=199,032sf



This drawing is diagrammatic and shows only approximate conditions, locations, quantities and proposed elements. The size, location, existence or identity of any element or specific occupant may be added, eliminated or modified at the sole and absolute discretion of the Landlord.

WESTLAND

11/15/21
Hialeah, FL
LEASE PLAN

